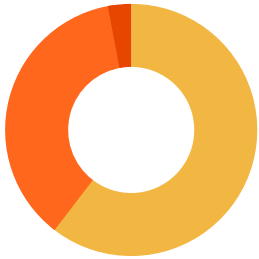


2023 OUTCOMES REPORT

FY 2023 to Q4 Outcomes – 7.1.2022 - 6.30.2023

The Faces of Ignite

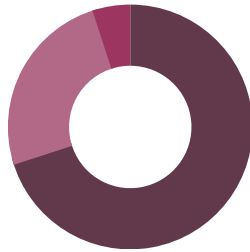


Gender

Female-identifying: 63%
Male-identifying: 36%
Nonbinary: 1%

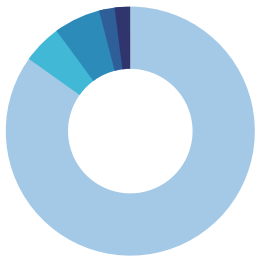
Sexual Orientation

Straight: 70%
LGBTQ-identifying: 25%
Unreported: 5%



Race

African-American: 83%
Latinx: 5%
Caucasian: 8%
Multi-racial: 3%
Other: 2%



NUMBER OF YOUTH SERVED IN FY23:

593

Reasons for Homelessness



80% of youth state family conflict



51% of youth state financial difficulty



20% of youth state violence



2% of youth state LGBT+ discrimination

How Ignite Is Serving Our Youth

youth will exit to safe and stable housing: 51%

youth will be employed and/or attend school while at Ignite: 84%

will exit the program feeling that they have improved their social support systems: 76%

will set goals/work on improving their health and well-being while in the program: 84%

0 25 50 75 100

