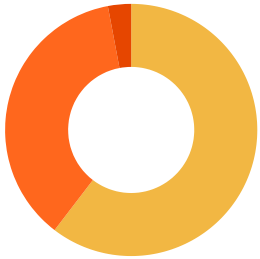


FY24 Q2 OUTCOMES REPORT

FY 2024 to Q2 Outcomes – 7.1.2023 - 12.31.2023

The Faces of Ignite

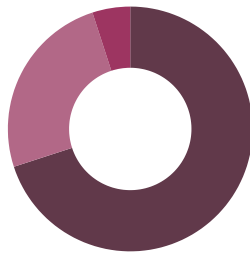


Gender

Female-identifying: 66%
Male-identifying: 33%
Nonbinary: 1%

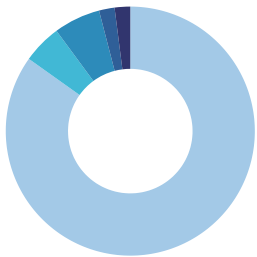
Sexual Orientation

Straight: 74%
LGBTQ-identifying: 22%
Unreported: 4%



Race

African-American: 84%
Latinx: 3%
Caucasian: 8%
Multi-racial: 3%
Other: 3%



NUMBER OF YOUTH SERVED IN FY24:

420

Reasons for Homelessness



67% of youth state family conflict



65% of youth state financial difficulty



15% of youth state violence



3% of youth state LGBT+ discrimination



How Ignite Is Serving Our Youth

youth will exit to safe and stable housing: 71%

youth will be employed and/or attend school while at Ignite: 87%

will exit the program feeling that they have improved their social support systems: 86%

will set goals/work on improving their health and well-being while in the program: 79%

0 20 40 60 80 100